

Portsmouth school district		Budget to Actual 2									
Code	Fiscal Year	A	B	C	D	E	F	G	H	I	J
		2018	2019	2020	2020	2020	2020	2021	2022	2023	2024
1a	300 Levy subject to § 44-5-2										
1b	306 Motor Vehicle Levy										
2	303 PILOT and Tax Treaties (Included in levy)										
3	304 PILOT and Tax Treaties (excluded from levy)										
4	301 Adjustments to Current Year Levy										
5	305 Adjustments to Prior Year's Levy										
6	302 Current Year Collection Rate										
		Audited Actual**	Audited Actual**	Budget	Amended Budget	Actual	Projected	Year 2021 Last	Year 2022 Last	Year 2023 Last	Year 5 Forecast
		Total MTPA*	Total MTPA*	Total MTPA*	Total MTPA*	Total MTPA*	Total MTPA*	Total MTPA*	Total MTPA*	Total MTPA*	Total MTPA*
7	10 Property Tax	-	-	-	-	-	-	-	-	-	-
8	15 Local Non-Property Tax Revenues	1,248	1,444	-	-	-	-	-	-	-	-
9	20 Federal Aid	1,785	2,326	-	-	-	-	-	-	-	-
10	30 State Aid	4,549	4,388	-	-	-	-	-	-	-	-
11	40 Other Revenue	701	931	-	-	-	-	-	-	-	-
12	50 Municipal Education Appropriation	32,374	32,846	-	-	-	-	-	-	-	-
13	Total Revenue	40,657	41,935	-	-	-	41,786	-	-	-	-
14	70 Financing Sources	-	-	-	-	-	464	-	-	-	-
15	10 Compensation	22,693	23,263	-	-	-	-	-	-	-	-
16	15 Overtime	113	137	-	-	-	-	-	-	-	-
17	20 Health Insurance	3,950	3,754	-	-	-	-	-	-	-	-
18	25 Other Benefits	1,248	1,290	-	-	-	-	-	-	-	-
19	30 Pension	3,144	3,262	-	-	-	-	-	-	-	-
20	35 OPEB	-	-	-	-	-	-	-	-	-	-
21	40 Operations	8,963	10,185	-	-	-	-	-	-	-	-
22	50 Municipal Education Appropriation	-	-	-	-	-	-	-	-	-	-
23	60 Municipal Debt Service	-	-	-	-	-	-	-	-	-	-
24	61 School Debt Service	-	-	-	-	-	-	-	-	-	-
25	Total Expenditures	40,121	41,891	-	-	-	41,877	-	-	-	-
26	80 Financing Uses	-	-	-	-	-	464	-	-	-	-
27	30 Net Change (row 13+14-25-26)	536	44	-	-	-	(91)	-	-	-	-
28	20 Appropriated Fund Balance	-	-	-	-	-	92	-	-	-	-
29	40 Prior Period Adjustments - MTP Non-audit	(49)	(48)	-	-	-	-	-	-	-	-
30	40 Prior Period Adjustments - Audit	-	-	-	-	-	-	-	-	-	-
31	Total Prior Period Fund Balance (Rows 32 to 36)	3,081	3,569	-	-	-	-	-	-	-	-
32	100 Non-spendable***	614	551	-	-	-	-	-	-	-	-
33	110 Restricted***	2,026	2,030	-	-	-	-	-	-	-	-
34	120 Committed	929	847	-	-	-	-	-	-	-	-
35	130 Assigned	-	-	-	-	-	-	-	-	-	-
36	140 Unassigned	(0)	(0)	-	-	-	-	-	-	-	-
37	140 Enterprise Fund Net Position	-	137	-	-	-	-	-	-	-	-

**Total MTPA or Total Municipal Transparency Amount, is the financial activity for all reportable funds and is available for all reporting periods. For schools this reflects all funds of the school department excluding internal service and fiduciary funds, while for municipalities this includes financial statement general fund and some other funds such as special revenue, enterprise, and debt service. Inclusion and or exclusion of funds is based on Municipal Transparency Portal Implementation Guidance. In general, excluded funds from municipal reporting are fiduciary, capital project, internal service, water, sewer, and storm water. Some Funds may be added or removed from one year to the next.

***The amounts reported in the columns with the headings marked Audited Actual (A,B) are derived from annual audit reports

****Fund balance classifications (rows 32 and 33) may include net position if Enterprise Fund activity is reported prior to FY19.

^ This Transparency Report is required under RI General Law 45-12-22.2 (d) to be signed and posted to the Municipality's website. Any missing data from any of the columns is due to this information not being currently available, the Municipality/School District failing to report in a prior period, or the information is not applicable.

^^ The data found in this report has been summarized for the purposes of display. The raw data which includes department level information along with visualization tools, definitions, as well as a listing of definition and coding changes between years can be found by going to <http://www.municipalfinance.ri.gov/> and clicking on Municipal Transparency Portal tab. The Audited Actual information is derived from the MTP-2 report that can be found in the Municipality/Regional School District's corresponding fiscal year audit report under supplementary information. The details on which Funds are included in Total MTPA are provided in the Annual Supplemental Transparency Report (MTP2) and Combining Schedules of Reportable Government Services with Reconciliation to MTP2, which can be found in the annual audit reports.

^^ Report in thousands

Portsmouth		Budget to Actual 2									
Code	Fiscal Year	A	B	C	D	E	F	G	H	I	J
		2018	2019	2020	2020	2020	2020	2021	2022	2023	2024
1a	300 Levy subject to § 44-5-2	52,437	52,312	-	-	-	-	-	-	-	-
1b	306 Motor Vehicle Levy	-	2,053	-	-	-	-	-	-	-	-
2	303 PILOT and Tax Treaties (Included in Levy)	-	-	-	-	-	-	-	-	-	-
3	304 PILOT and Tax Treaties (excluded from Levy)	8	12	-	-	-	-	-	-	-	-
4	301 Adjustments to Current Year Levy	52	45	-	-	-	-	-	-	-	-
5	305 Adjustments to Prior Year's Levy	3	1,150	-	-	-	-	-	-	-	-
6	302 Current Year Collection Rate	97.3%	97.4%	0.0%	-	-	0.0%	0.0%	0.0%	0.0%	0.0%
		Audited Actual**	Audited Actual**	Budget	Amended Budget	Actual	Projected	Year 1 Forecast	Year 2 Forecast	Year 3 Forecast	Year 4 Forecast
		Total MTPA*	Total MTPA*	Total MTPA*	Total MTPA*	Total MTPA*	Total MTPA*	Total MTPA*	Total MTPA*	Total MTPA*	Total MTPA*
7	10 Property Tax	52,923	54,781	-	-	-	-	-	-	-	-
8	15 Local Non-Property Tax Revenues	3,509	3,760	-	-	-	-	-	-	-	-
9	20 Federal Aid	109	-	-	-	-	-	-	-	-	-
10	30 State Aid	1,634	1,568	-	-	-	-	-	-	-	-
11	40 Other Revenue	-	132	-	-	-	-	-	-	-	-
12	50 Municipal Education Appropriation	-	-	-	-	-	-	-	-	-	-
13	Total Revenue	58,175	60,241	-	-	-	61,575	-	-	-	-
14	70 Financing Sources	355	25	-	-	-	80	-	-	-	-
15	10 Compensation	7,852	8,205	-	-	-	-	-	-	-	-
16	15 Overtime	1,360	1,100	-	-	-	-	-	-	-	-
17	20 Health Insurance	1,712	1,617	-	-	-	-	-	-	-	-
18	25 Other Benefits	1,055	739	-	-	-	-	-	-	-	-
19	30 Pension	4,212	4,288	-	-	-	-	-	-	-	-
20	35 OPEB	999	1,026	-	-	-	-	-	-	-	-
21	40 Operations	5,308	5,445	-	-	-	-	-	-	-	-
22	50 Municipal Education Appropriation	32,374	32,846	-	-	-	-	-	-	-	-
23	60 Municipal Debt Service	1,245	2,260	-	-	-	-	-	-	-	-
24	61 School Debt Service	1,234	648	-	-	-	-	-	-	-	-
25	Total Expenditures	57,360	58,174	-	-	-	58,261	-	-	-	-
26	80 Financing Uses	1,323	1,023	-	-	-	2,652	-	-	-	-
27	30 Net Change (row 13+14-25-26)	(154)	1,069	-	-	-	742	-	-	-	-
28	20 Appropriated Fund Balance	-	-	-	-	-	-	-	-	-	-
29	40 Prior Period Adjustments - MTP Non-audit	616	-	-	-	-	-	-	-	-	-
30	40 Prior Period Adjustments - Audit	-	-	-	-	-	-	-	-	-	-
31	Total Prior Period Fund Balance (Rows 32 to 36)	7,518	7,981	-	-	-	-	-	-	-	-
32	100 Non-spendable***	289	256	-	-	-	-	-	-	-	-
33	110 Restricted***	235	382	-	-	-	-	-	-	-	-
34	120 Committed	-	-	-	-	-	-	-	-	-	-
35	130 Assigned	140	80	-	-	-	-	-	-	-	-
36	140 Unassigned	7,318	8,339	-	-	-	-	-	-	-	-
37	140 Enterprise Fund Net Position	-	-	-	-	-	-	-	-	-	-

*Total MTPA or Total Municipal Transparency Amount, is the financial activity for all reportable funds and is available for all reporting periods. For schools this reflects all funds of the school department excluding internal service and fiduciary funds, while for municipalities this includes financial statement general fund and some other funds such as special revenue, enterprise, and debt service. Inclusion and or exclusion of funds is based on Municipal Transparency Portal Implementation Guidance. In general, excluded funds from municipal reporting are fiduciary, capital project, internal service, water, sewer, and storm water. Some Funds may be added or removed from one year to the next.

**The amounts reported in the columns with the headings marked Audited Actual (A,B) are derived from annual audit reports

***Fund balance classifications (rows 32 and 33) may include net position if Enterprise Fund activity is reported prior to FY19.

^ This Transparency Report is required under RI General Law 45-12-22.2 (d) to be signed and posted to the Municipality's website. Any missing data from any of the columns is due to this information not being currently available, the Municipality/School District failing to report in a prior period, or the information is not applicable.


^^ The data found in this report has been summarized for the purposes of display. The raw data which includes department level information along with visualization tools, definitions, as well as a listing of definition and coding changes between years can be found by going to <http://www.municipalfinance.ri.gov/> and clicking on Municipal Transparency Portal tab. The Audited Actual information is derived from the MTP-2 report that can be found in the Municipality/Regional School District's corresponding fiscal year audit report under supplementary information. The details on which Funds are included in Total MTPA are provided in the Annual Supplemental Transparency Report (MTP2) and Combining Schedules of Reportable Government Services with Reconciliation to MTP2, which can be found in the annual audit reports.

^^ Report in thousands

All columns on pages 1 and 2, except for A and B, are based on the municipality's or school district's most currently available information at the time of submission and are unaudited; the financial information in these columns are subject to change.


This report may encompass the following reporting periods:

- o **Adopted Budget Survey (§ 44-35-10 (b))** due within 30 days of final action on budget by Municipality/Regional School District
- o **5 Year Forecast (§ 44-35-10 (c))** due within 30 days of final action on budget by Municipality/Regional School District
- o **Budget to Actual (§ 45-12-22.2 (b))** due 25 days after fiscal quarters 2, 3, and 4
- o **Municipal Data Report (§ 45-12-22.2 (c))** due prior to finalization of Municipal/Regional School District audit (included in final audit as supplementary information).




Municipal Chief Executive Officer

6/25/20
Date




Municipal Chief Financial Officer

6.25.20
Date



Superintendent of Schools

6/25/20
Date



School Business Manager

6/25/20
Date